


Grade Calculation Options

August 2011



This document is intended for restricted use only.


Infinite Campus asserts that this document contains proprietary information that would give our competitors undue advantage should they come into possession of any part or all of it. As such, this document cannot be publicly disclosed unless so ordered by a court of competent jurisdiction.

©2010 Infinite Campus, Inc. All rights reserved.

INFINITE CAMPUS and Transforming K12 Education are registered trademarks of Infinite Campus, Inc. The INFINITE CAMPUS logo is a trademark of Infinite Campus, Inc. This publication, or any part thereof, may not be reproduced or transmitted in any form or any means, electronic or mechanical, including photocopying, recording, storage in an information retrieval system, or otherwise, by anyone other than Infinite Campus, Inc. without written permission of Infinite Campus, Inc., 4321 109th Avenue NE, Blaine, MN 55449, tel. (651) 631-0000, email info@infinitecampus.com.

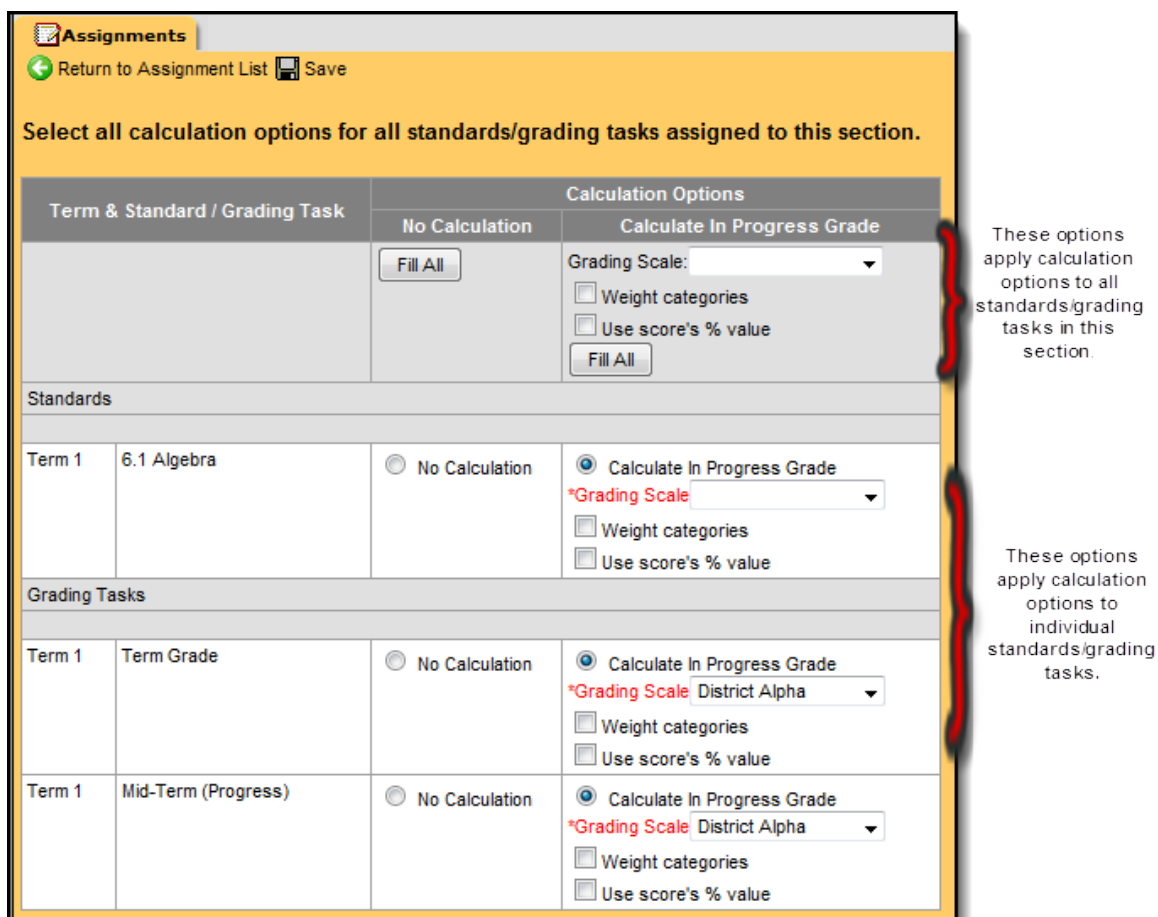
Grade Calculation Options

[Overview](#) | [Setting up Grade Calculation Options](#)

 Information on this page relates to features released with the [Release Pack .1126 \(June 2011\)](#).

Overview

The Grade Calculation Options editor allows users to set preferences that determine how Grade Book calculates in progress grades. [Standards](#) and [Tasks](#) can be attached to a grading scale for grade calculation or excluded/removed from calculations.



Assignments
Return to Assignment List Save

Select all calculation options for all standards/grading tasks assigned to this section.

Term & Standard / Grading Task		Calculation Options	
		No Calculation	Calculate In Progress Grade
		<input type="button" value="Fill All"/>	Grading Scale: <input type="text"/> <input type="checkbox"/> Weight categories <input type="checkbox"/> Use score's % value <input type="button" value="Fill All"/>
Standards			
Term 1	6.1 Algebra	<input type="radio"/> No Calculation	<input checked="" type="radio"/> Calculate In Progress Grade *Grading Scale: <input type="text"/> <input type="checkbox"/> Weight categories <input type="checkbox"/> Use score's % value
Grading Tasks			
Term 1	Term Grade	<input type="radio"/> No Calculation	<input checked="" type="radio"/> Calculate In Progress Grade *Grading Scale: District Alpha <input type="text"/> <input type="checkbox"/> Weight categories <input type="checkbox"/> Use score's % value
Term 1	Mid-Term (Progress)	<input type="radio"/> No Calculation	<input checked="" type="radio"/> Calculate In Progress Grade *Grading Scale: District Alpha <input type="text"/> <input type="checkbox"/> Weight categories <input type="checkbox"/> Use score's % value

These options apply calculation options to all standards/grading tasks in this section.

These options apply calculation options to individual standards/grading tasks.

Image 1: Grade Calculations Screen Example

There are two calculation options: No Calculation or Calculate In Progress Grade.

Option	Description
No Calculation	Selecting this option indicates that assignment scoring is not used to calculate a grade for this standard/task. No Calculation is most often used with standards, particularly when standards are assessed with rubrics.

Calculate In Progress Grade	<p>Selecting this option indicates that a calculated in progress grade should be calculated for this standard/task based on the assignment scores within each category under the standard/task. The in progress grade appears as the yellow column in the Grade Book (ETT). For the scoring to work, a calculation must be set up for this standard/task by defining the following options.</p> <ul style="list-style-type: none"> • Grading Scale--This is the table used to convert assignment scores to a grade (example 88% is converted to a B+). Grading Scales are set up by the district. • Weight Categories--Weighting on categories allows a percentage to be set on categories attached to the task. Weights are entered in the category editor. Select this checkbox to use a ratio of the assignment scores entered in each category within this task when the calculation displays. • Use score's % value--This option converts the score entered to a percentage and uses the percentage in the calculation. For example, 100/100 is equal to 5/5 since both values are 100%. When this option is used, the percentages are calculated then averaged to determine the student's grade.
------------------------------------	--

Setting up Grade Calculation Options

1. Click the **Edit Grade Calc Options** button the Assignments toolbar to open the Grade Calculation Options editor.



To apply the same Calculation Options to all standards/grading tasks, complete the following steps in the top of the editor then click **Fill All**.

2. Select one of the following options: **No Calculation** or **Calculate In Progress Grade**.

Option	Result
No Calculation	Assignment scoring will not be used. Repeat step 2 for any additional standards/grading tasks.
Calculate In Progress Grade	Assignment scoring will be used. Select the Grading Scale Campus should use to convert assignment scores. Weight Categories and Use score's % value are optional choices. Select the checkbox to use the option. Repeat step 2 for any additional standards/grading tasks.

3. Click the **Save** button to open the Assignments Editor.